

Key to wiring diagram 18




No	Description	No	Description
1	Direction indicator unit	40	Main beam warning light
2	Direction indicator switch	41	Coolant temperature gauge
3	Hazard warning switch	42	Fuel gauge
4	Hazard warning unit	43	Rear foglight warning light
5	Hazard warning light	44	Panel lights
6	RH front direction indicator	45	Heater switch
7	RH side repeater light	46	Horn switch
8	RH rear direction indicator	47	Voltage stabiliser
9	LH front direction indicator	48	Battery
10	LH side repeater light	49	Lighting switch
11	LH rear direction indicator	50	Headlight dipswitch
12	Automatic transmission starter inhibitor switch	51	Number plate illumination lights
13	Distributor	52	RH tail light
14	Ignition coil	53	LH tail light
15	Starter relay	54	Horn
16	Ignition switch	55	Windscreen wiper motor
17	Starter motor solenoid	56	Headlight flasher switch
18	Ballast resistor	57	Rear foglight switch
19	In-line fuse	58	Windscreen washer motor
20	Fuse block	59	Heated rear window element
21	Stop-light switch	60	LH front door switch
22	Dim/dip resistor	61	Wash/wipe switch
23	Heated rear window switch	62	Alternator
24	Heater motor	63	Coolant thermistor
25	Reversing light switch	64	Oil pressure switch
26	Interior light	65	Brake fluid level switch
27	RH front door switch	66	Oil pressure warning light
28	Fuel tank sender unit	67	Tachometer
29	Radio - single speaker	68	RH/single door speaker
30	Radio/cassette player	69	LH front door speaker
31	RH stop light	70	LH stop light
32	RH sidelight	71	Rear foglight
33	LH sidelight	72	Dim/dip relay
34	Headlight main beam	73	LH reversing light
35	Headlight dip beam	74	RH reversing light
36	Brake failure light test switch	75	Emission control valve switch
37	Ignition warning light	76	Heated rear window warning light
38	LH indicator warning light	77	Vacuum solenoid valve
39	RH indicator warning light		

Cable colour code

BK	Black	O	Orange
BL	Blue	P	Pink
BR	Brown	PU	Purple
G	Green	R	Red
GR	Slate	W	White
LG	Light green	Y	Yellow

When a cable has two colour code letters, the first denotes the main colour and the second the tracer

Symbols used

			1
1	Fuse		2
2	Sealed joint		3
3	Earth connection		

1388 AND ON