
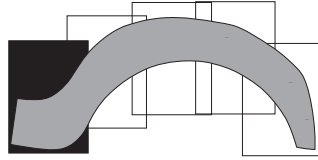


# mini spares



## MINI SPATS TEMPLATE VUR 100210

part 1 of 5



Use this target to assemble template only



Use this ruler as a guide to assembling the template sections together & check to see if the template has printed the right size.


If printed the wrong size, ensure that Acrobat is not shrinking/enlarging to fit paper size.

If still printing the wrong size then use this calculation to work out the enlargement size needed to print the template correctly.

Percentage to print =  $\frac{\text{distance it should be}}{\text{distance that it has printed}}$



Use this target to assemble template only



Use this target to assemble template only



Use this target to assemble template only



Use this target to assemble template only



Use this target to assemble template only

150  
mm

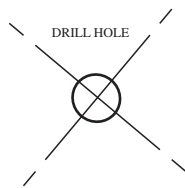
200  
mm

250  
mm

300  
mm




Use this target to assemble template only



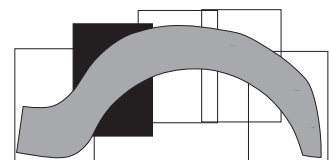
Use this target to assemble template only

**mini**  **spares**


MINI SPATS TEMPLATE  
VUR 100210



part 2 of 5




Use this target to assemble template only

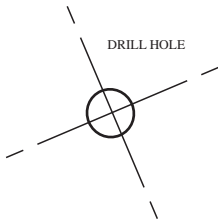





Use this target to assemble template only



Use this target to assemble template only



Use this target to assemble template only

**mini  spares**




Use this target to assemble template only

350  
mm

400  
mm

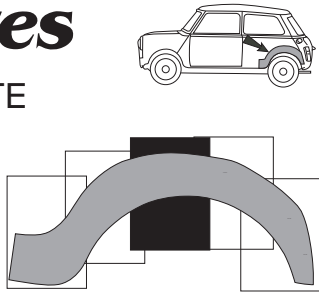
450  
mm

550  
mm

**mini  spares**

MINI SPATS TEMPLATE  
VUR 100210

part 3 of 5




Use this target to assemble template only



Use this target to assemble template only

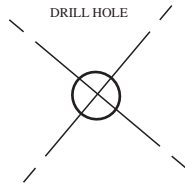


Use this target to assemble template only




Use this target to assemble template only

DRILL HOLE



Use this target to assemble template only




550 mm

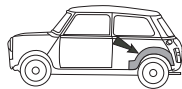
600 mm

650 mm

700 mm

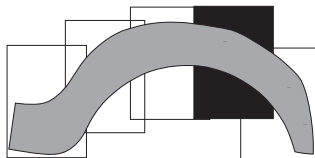


**mini**  **spares**



MINI SPATS TEMPLATE  
VUR 100210

part 4 of 5



Use this target to assemble template only



Use this target to assemble template only



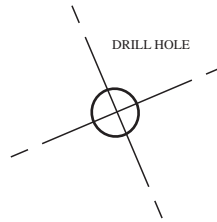

Use this target to assemble template only

700  
mm

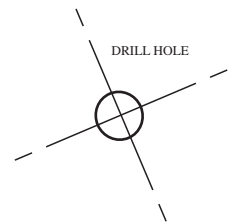
750  
mm

800  
mm


850  
mm



Use this target to assemble template only



**mini  spares**



MINI SPATS TEMPLATE  
VUR 100210

part 5 of 5

